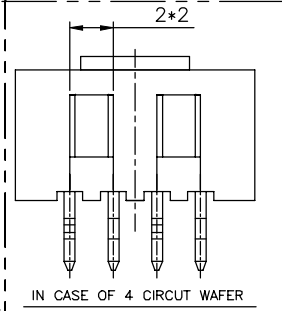
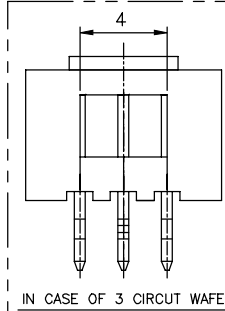
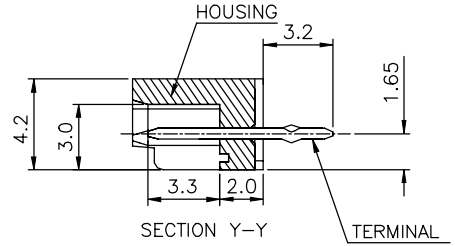
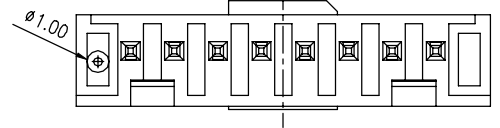
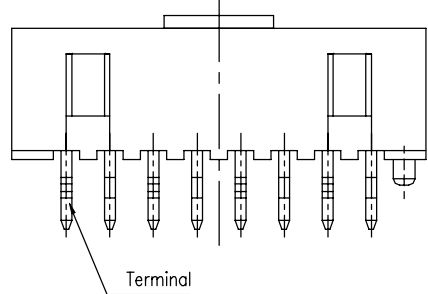
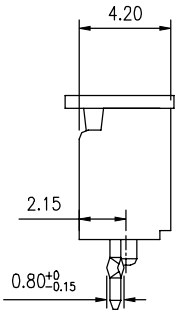
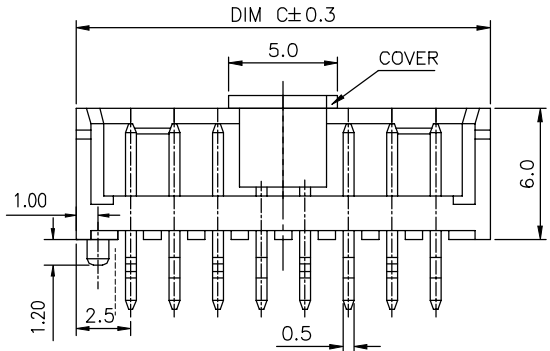
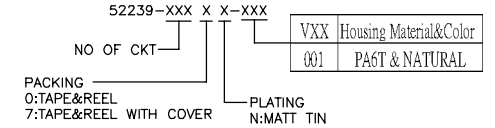


PCB LAYOUT T=1.6mm

- NOTES:
- MATERIAL:
 - HOUSING: THERMOPLASTIC, HIGH TEMP. UL94V-0; COLOR:NATURAL OR BLACK
 - CONTACT: BRASS
 - FINISH:
 - 50 μ MIN NICKEL OVERALL, 60 μ MIN. MATT TIN PLATING.
 - WAVE SOLDER CAPABLE TO 260°C PER ACES SPEC.
 - PACKING PLS. REFER TO 52239-XXXX-06-TRP
 - SPEC. PLS. REFER TO PS-50426-XXXX-XXX
 - SET KINK ALTERNATELY TO ALL PIN
 - PART NUMBER



CKT	Dim A	Dim B	Dim C
003	4.0	7.64	9.0
004	6.0	9.64	11.0
005	8.0	11.64	13.0
006	10.0	13.64	15.0
007	12.0	15.64	17.0
008	14.0	17.64	19.0
009	16.0	19.64	21.0
010	18.0	21.64	23.0
011	20.0	23.64	25.0
012	22.0	25.64	27.0
013	24.0	27.64	29.0
014	26.0	29.64	31.0
015	28.0	31.64	33.0
016	30.0	33.64	35.0
017	32.0	35.64	37.0
018	34.0	37.64	39.0
019	36.0	39.64	41.0
020	38.0	41.64	42.0

QUALITY SYMBOLS MAJOR Ⓢ CRITICAL Ⓢ GENERAL TOLERANCES (UNLESS SPECIFIED) X. ±0.5 .X ±0.25 .XX ±0.15 .XXX ±0.1 ANGLES ±2°	DRAWN BY Huang,ShunSen DATE 21/08/23 CHECKED BY Lu, jing quan DATE 21/08/23 APPROVED BY hsieh,fu yu DATE 21/08/23	TITLE 2.0 MM PITCH WTB CONN. T/H S/R S/T TYPE
UNITS mm SCALE 1:1	SIZE A4 SHEET NO. 1 OF 1	RFQ NO. RFQ-2103082 DWG NO. 52239-XXXX-XXX